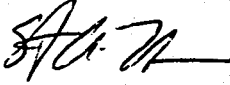
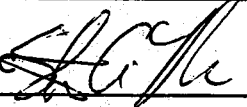


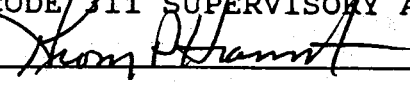


REVISIONS

SYMBOL	DESCRIPTION	DATE	APPROVAL
C	Revised and Redrawn	6/6/91	

SHEET REVISION STATUS

SH	1	2	3	4	5	6	7	8	9	10	11	12	13	14	15	16	17	18	19	20
REV	C	B	C																	
SH	21	22	23	24	25	26	27	28	29	30	31	32	33	34	35	36	37	38	39	40
REV																				

ORIGINATOR S.A. Naus/GSFC 	DATE 6/3/91	FSC: 5935
APPROVED W.B. Thomas/GSFC 	6-3-91	CONNECTORS, ELECTRICAL, RECTANGULAR, SUBMINIATURE, RACK AND PANEL, DETAILED SPECIFICATION FOR
CODE 311 APPROVAL 	6/3/91	
CODE 311 SUPERVISORY APVL 	6/5/91	
ADDITIONAL APPROVAL		S-311-P-4/07

NATIONAL AERONAUTICS AND SPACE ADMINISTRATION
GODDARD SPACE FLIGHT CENTER
GREENBELT, MARYLAND 20771

CAGE CODE: 25306

PAGE 1 OF 3

The requirements for acquiring the product described herein shall consist of this specification and Goddard Space Flight Center Parts Branch Specification S-311-P-4.

REQUIREMENTS: The connectors shall conform to the design standards (MS number) indicated in Table I.

TABLE I. DESIGN STANDARDS 1/

Connector-type Designation 2/	Shell size	Shell MS number	GSFC insert number	Insert MS number 3/	Contact Part Number 4/
311P407-1P-B-12	1	MS18271-1	-1	MS18273-2	G08P1
311P407-1P-B-15	1	MS18271-1*	-1	MS18273-2	G08P1
311P407-2P-B-12	2	MS18271-2	-2	MS18274-2	G08P1
311P407-2P-B-15	2	MS18271-2*	-2	MS18274-2	G08P1
311P407-3P-B-12	3	MS18271-3	-3	MS18275-2	G08P1
311P407-3P-B-15	3	MS18271-3*	-3	MS18275-2	G08P1
311P407-4P-B-12	4	MS18271-4	-4	MS18276-2	G08P1
311P407-4P-B-15	4	MS18271-4*	-4	MS18276-2	G08P1
311P407-5P-B-12	5	MS18271-5	-5	MS18277-2	G08P1
311P407-5P-B-15	5	MS18271-5*	-5	MS18277-2	G08P1
311P407-6P-B-12	6	MS18271-6	-6	MS14004-1	G08P1
311P407-6P-B-15	6	MS18271-6*	-6	MS14004-1	G08P1
311P407-1S-B-12	1	MS18270-1	-1	MS18273-2	G08S1
311P407-1S-B-15	1	MS18270-1*	-1	MS18273-2	G08S1
311P407-2S-B-12	2	MS18270-2	-2	MS18274-2	G08S1
311P407-2S-B-15	2	MS18270-2*	-2	MS18274-2	G08S1
311P407-3S-B-12	3	MS18270-3	-3	MS18275-2	G08S1
311P407-3S-B-15	3	MS18270-3*	-3	MS18275-2	G08S1
311P407-4S-B-12	4	MS18270-4	-4	MS18276-2	G08S1
311P407-4S-B-15	4	MS18270-4*	-4	MS18276-2	G08S1
311P407-5S-B-12	5	MS18270-5	-5	MS18277-2	G08S1
311P407-5S-B-15	5	MS18270-5*	-5	MS18277-2	G08S1
311P407-6S-B-12	6	MS18270-6	-6	MS14004-1	G08S1
311P407-6S-B-15	6	MS18270-6*	-6	MS14004-1	G08S1

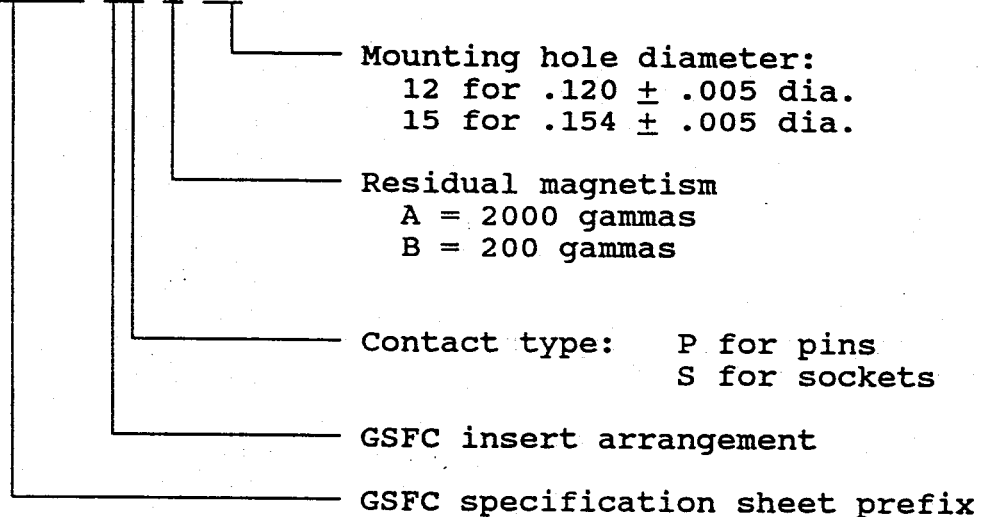
See footnotes at end of table

FOOTNOTES:

- 1/ These connector designated as P (for Pins) shall mate with the corresponding connector designated as S (for Sockets).
- 2/ Connectors consist of the following type designation:

Connector-type designation example:

311P407-1P-#-12



- 3/ MS numbers identified with an asterick (*) shall have shell design and dimension in accordance with the MS number listed except that the mounting holes shall be $0.154 \pm .005$ in diameter.
- 4/ The contacts specified herein are found on GSFC S-311-P-4/8 specification. The contact insertion/extraction tool applicable to these connector is MS81969/1-04. Contacts are not supplied with connectors specified herein and must be procured separately.