
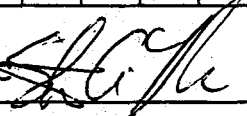





REVISIONS

SYMBOL	DESCRIPTION	DATE	APPROVAL
C	Revised and Redrawn	6/6/91	

SHEET REVISION STATUS

SH	1	2	3	4	5	6	7	8	9	10	11	12	13	14	15	16	17	18	19	20
REV	C	B	C																	
SH	21	22	23	24	25	26	27	28	29	30	31	32	33	34	35	36	37	38	39	40
REV																				

ORIGINATOR S.A. Naus/GSFC 	DATE 6/3/91	FSC: 5935
APPROVED W.B. Thomas/GSFC 	6-3-91	CONNECTORS, ELECTRICAL, RECTANGULAR, SUBMINIATURE, RACK AND PANEL, DETAILED SPECIFICATION FOR
CODE 311 APPROVAL 	6/3/91	
CODE 311 SUPERVISORY APVL 	6/5/91	
ADDITIONAL APPROVAL		S-311-P-4/07

NATIONAL AERONAUTICS AND SPACE ADMINISTRATION
 GODDARD SPACE FLIGHT CENTER
 GREENBELT, MARYLAND 20771

The requirements for acquiring the product described herein shall consist of this specification and Goddard Space Flight Center Parts Branch Specification S-311-P-4.

REQUIREMENTS: The connectors shall conform to the design standards (MS number) indicated in Table I.

TABLE I. DESIGN STANDARDS 1/

Connector-type Designation 2/	Shell size	Shell MS number	GSFC insert number	Insert MS number 3/	Contact Part Number 4/
311P407-1P-B-12	1	MS18271-1	-1	MS18273-2	G08P1
311P407-1P-B-15	1	MS18271-1*	-1	MS18273-2	G08P1
311P407-2P-B-12	2	MS18271-2	-2	MS18274-2	G08P1
311P407-2P-B-15	2	MS18271-2*	-2	MS18274-2	G08P1
311P407-3P-B-12	3	MS18271-3	-3	MS18275-2	G08P1
311P407-3P-B-15	3	MS18271-3*	-3	MS18275-2	G08P1
311P407-4P-B-12	4	MS18271-4	-4	MS18276-2	G08P1
311P407-4P-B-15	4	MS18271-4*	-4	MS18276-2	G08P1
311P407-5P-B-12	5	MS18271-5	-5	MS18277-2	G08P1
311P407-5P-B-15	5	MS18271-5*	-5	MS18277-2	G08P1
311P407-6P-B-12	6	MS18271-6	-6	MS14004-1	G08P1
311P407-6P-B-15	6	MS18271-6*	-6	MS14004-1	G08P1
311P407-1S-B-12	1	MS18270-1	-1	MS18273-2	G08S1
311P407-1S-B-15	1	MS18270-1*	-1	MS18273-2	G08S1
311P407-2S-B-12	2	MS18270-2	-2	MS18274-2	G08S1
311P407-2S-B-15	2	MS18270-2*	-2	MS18274-2	G08S1
311P407-3S-B-12	3	MS18270-3	-3	MS18275-2	G08S1
311P407-3S-B-15	3	MS18270-3*	-3	MS18275-2	G08S1
311P407-4S-B-12	4	MS18270-4	-4	MS18276-2	G08S1
311P407-4S-B-15	4	MS18270-4*	-4	MS18276-2	G08S1
311P407-5S-B-12	5	MS18270-5	-5	MS18277-2	G08S1
311P407-5S-B-15	5	MS18270-5*	-5	MS18277-2	G08S1
311P407-6S-B-12	6	MS18270-6	-6	MS14004-1	G08S1
311P407-6S-B-15	6	MS18270-6*	-6	MS14004-1	G08S1

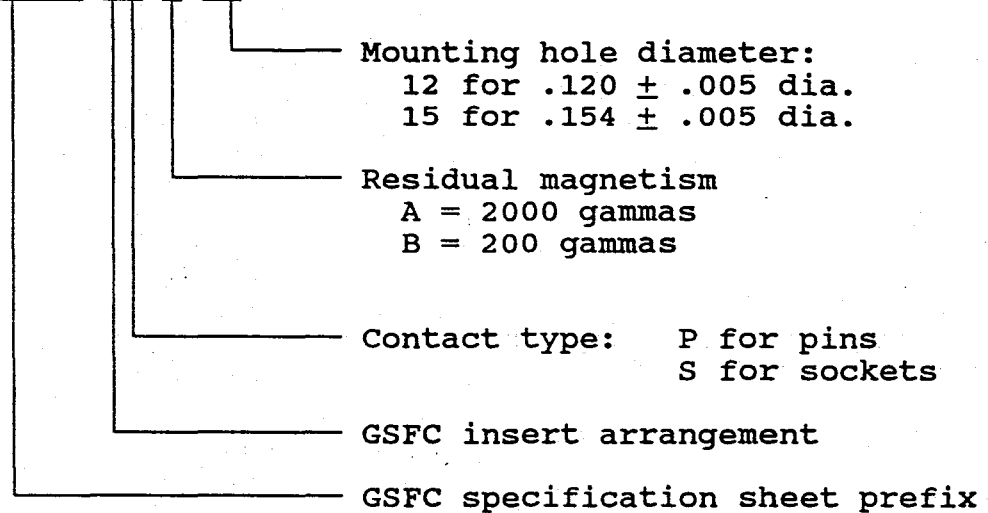
See footnotes at end of table

FOOTNOTES:

- 1/ These connector designated as P (for Pins) shall mate with the corresponding connector designated as S (for Sockets).
- 2/ Connectors consist of the following type designation:

Connector-type designation example:

311P407-1P-#-12



- 3/ MS numbers identified with an asterick (*) shall have shell design and dimension in accordance with the MS number listed except that the mounting holes shall be $0.154 \pm .005$ in diameter.
- 4/ The contacts specified herein are found on GSFC S-311-P-4/8 specification. The contact insertion/extraction tool applicable to these connector is MS81969/1-04. Contacts are not supplied with connectors specified herein and must be procured separately.