

The background features a dark blue gradient with faint, light-colored technical diagrams. On the left side, there is a large circular scale with numerical markings from 140 to 260 in increments of 10. Several circular diagrams with arrows and dashed lines are scattered across the slide, suggesting a technical or scientific context.

THE STARFISH EXO- ATMOSPHERIC, HIGH ALTITUDE NUCLEAR WEAPONS TEST

E.G. STASSINOPOULOS

NASA/GODDARD SPACE FLIGHT CENTER

ACRONYMS

- ARGUS = Analytical Reports Gathering & Updating System
- FISHBOWL = Operation Fishbowl was a series of high altitude nuclear tests in 1962
- HARDTACK = Operation HARDTACK was a nuclear testing series conducted in Nevada
- Starfish Prime = nuclear test in space in 1962

STARFISH

- Atmospheric tests
- Purpose: To study the effects of nuclear weapons
 - 1958
 - HARDTACK—Pacific Ocean
 - ARGUS—South Atlantic Ocean
 - 1962
 - FISHBOWL series



STARFISH

- FISHBOWL series
 - STARFISH PRIME device
 - July 9, 1962
 - 1.4 Megatons TNT equivalent
 - 400 km over Johnston Island
 - (Pacific Ocean, 700 km southwest of Hawaii.)



STARFISH

- STARFISH PRIME device
 - Exo-atmospheric nuclear explosion
 - Released about 10^{29} energetic fission electrons into the magnetosphere
 - Created an artificial radiation belt
 - Raised the intensity levels of the Van Allen Belt electron population in the inner zone

STARFISH

- TELSTAR
 - Launched one day after STARFISH.
 - Experienced a total dose of radiation 100 times greater than expected.
 - Satellite failure.



STARFISH

- STARFISH longevity
 - Rate of decay
 - Studied in the late 1960s
 - In-depth study using data from the 1963-38C satellite performed in 1970-71.
 - Covered the time span from September 1963 to December 1968.

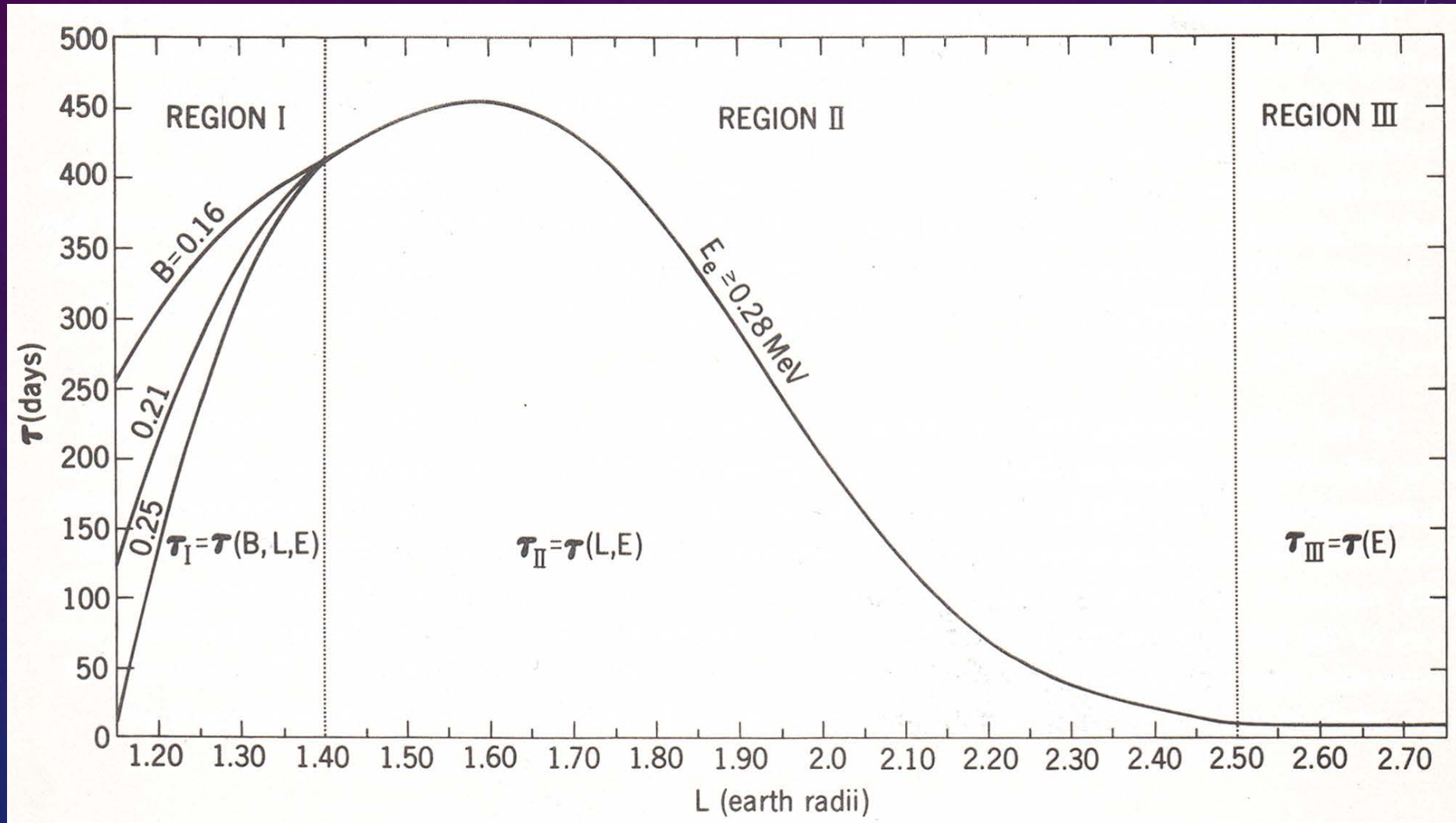
STARFISH

- In-depth study using data from the 1963-38C satellite performed in 1970-71.
 - Identified 3 distinct regions within the inner zone domain populated by the artificial electrons.
 - Established that their decay lifetime τ (in days) can be presented as a complex function of three variables.

STARFISH

- Magnetic Shell Parameter L
(in Earth radii)
- Field Strength B (in Gauss)
- Energy E (in MeV)

STARFISH



Domains of functional dependence of the decay lifetime τ on B , L , and E for $E \geq 0.28$ MeV

STARFISH

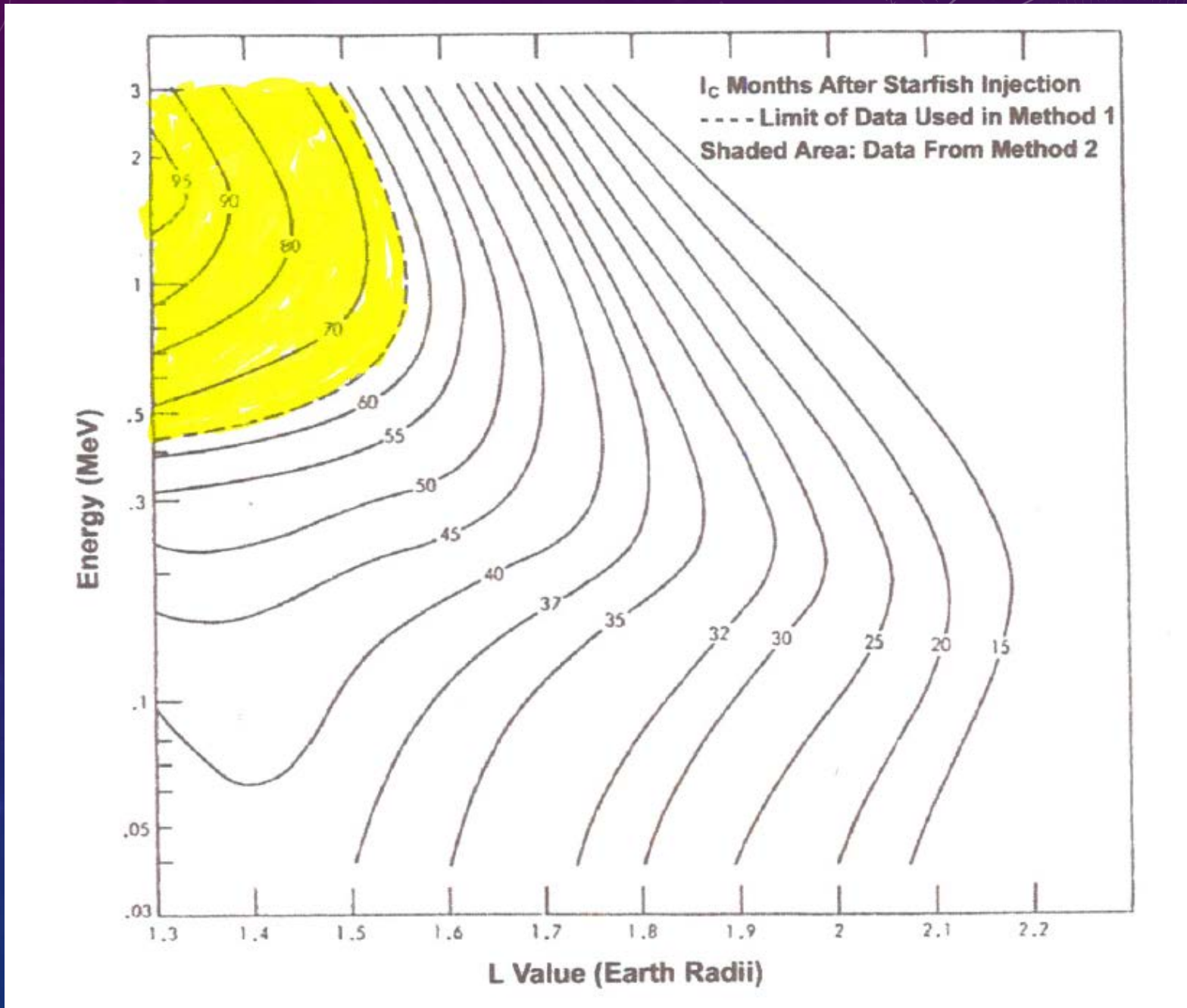
- A new analysis one year later produced a model of the STARFISH flux for September 1964.
- Based on data from the OGO-1, OGO-3, OGO-5, OV3-3, and 1963-38C spacecraft.

STARFISH

- Distinguished between artificial and natural electrons.
- Provided the artificial flux as a function of equatorial pitch angle, energy, and L value.
- Used two separate methods to determine decay times for this flux, combined to yield average values for the long-term loss process of the artificials.

STARFISH

- Threshold-energy vs. L-value map for decay cutoff times.



STARFISH

- Numerical values relating to nuclear explosions are not, and cannot be, exact.
 - Difficult to measure such events and their effects at the time of their occurrence.
 - Margin of error.
 - Occur under unpredictable circumstances.
 - Two nuclear weapons of different design may have the same explosive energy yield, but different effects.



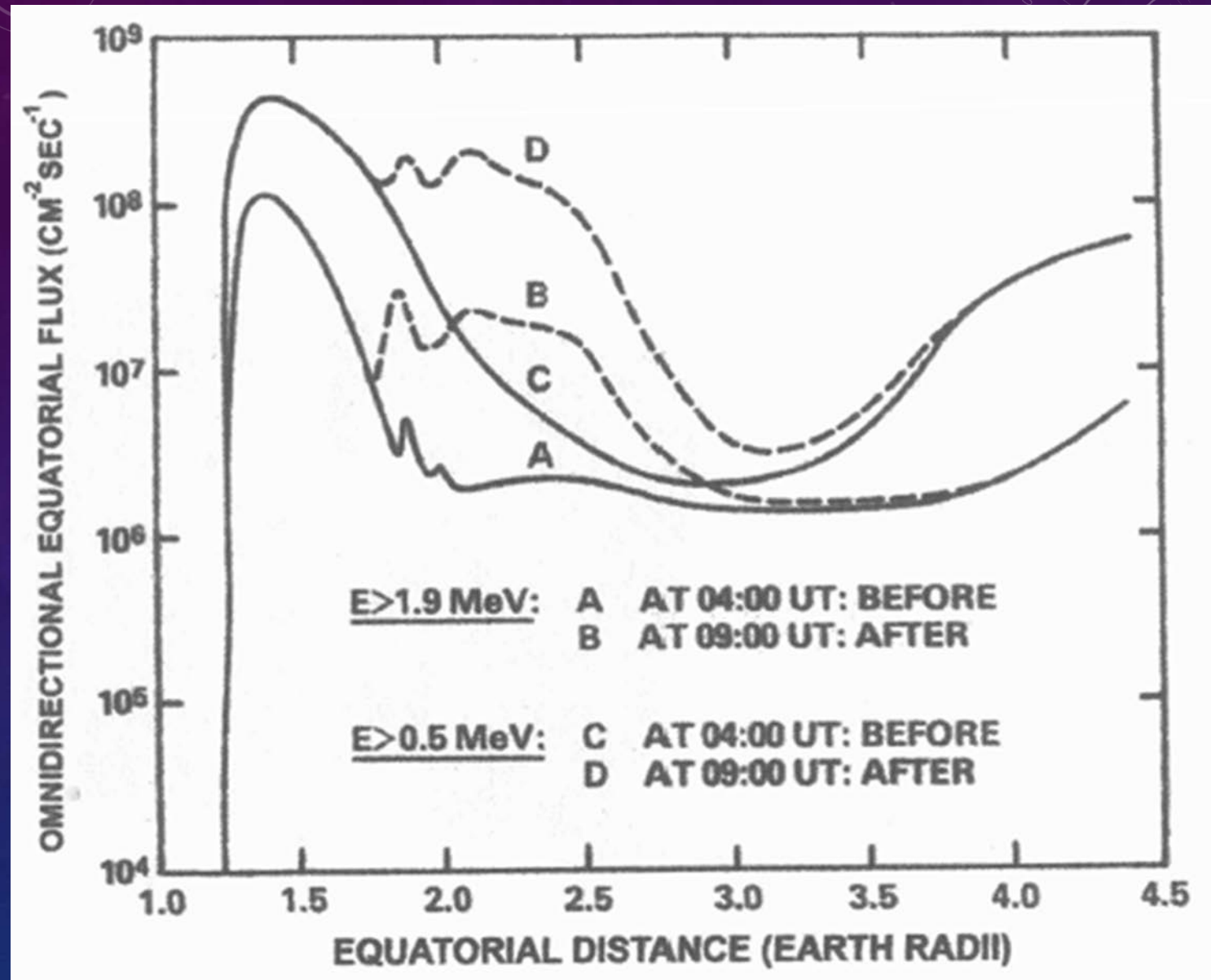


STARFISH VS. SOVIETS

- Soviet high-altitude test of a low-yield weapon, October 28, 1962, Semipalatinsk, Kazakhstan.



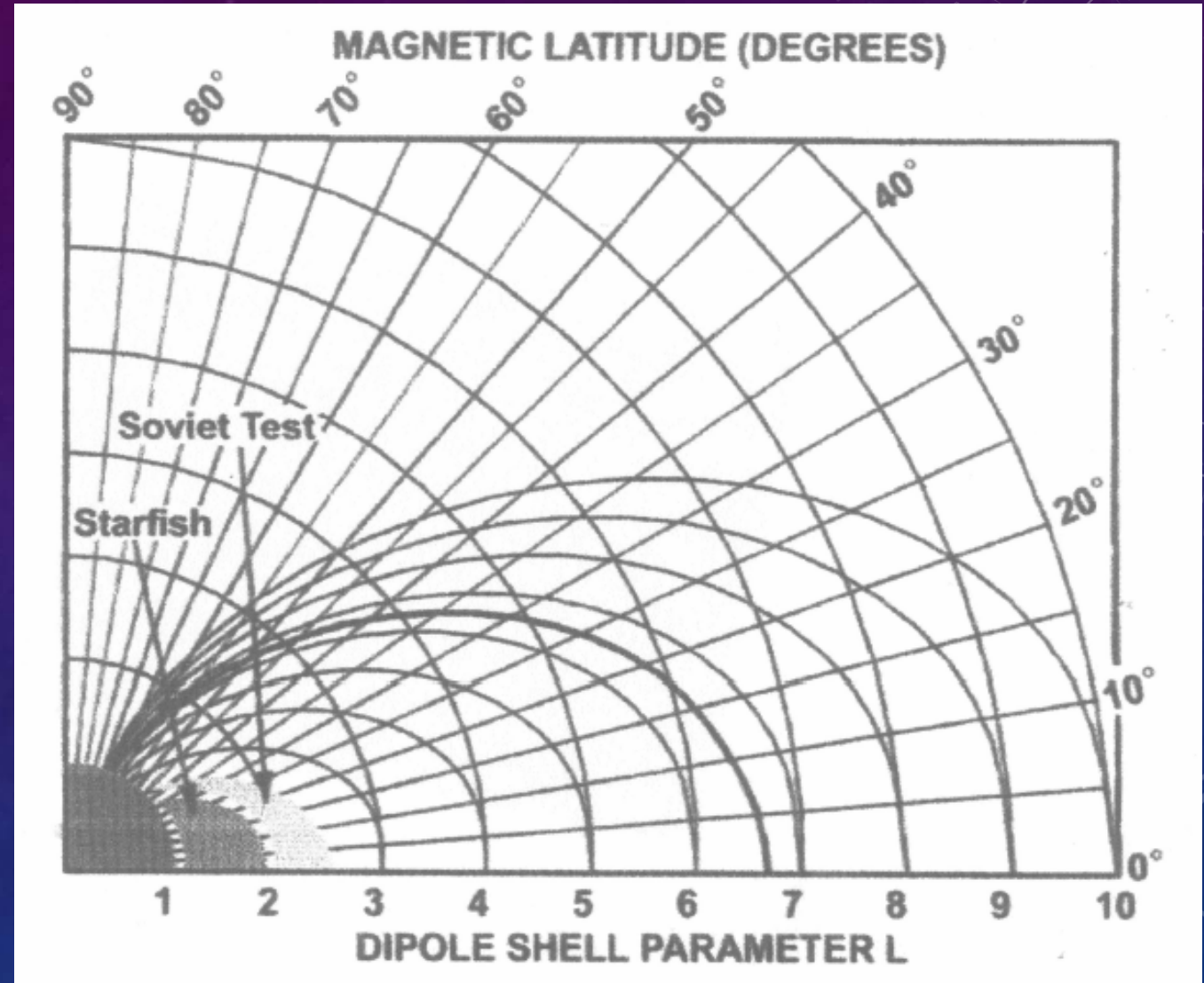
STARFISH VS. SOVIETS



Integral Van Allen belt electrons before and after the Soviet event

STARFISH VS. SOVIETS

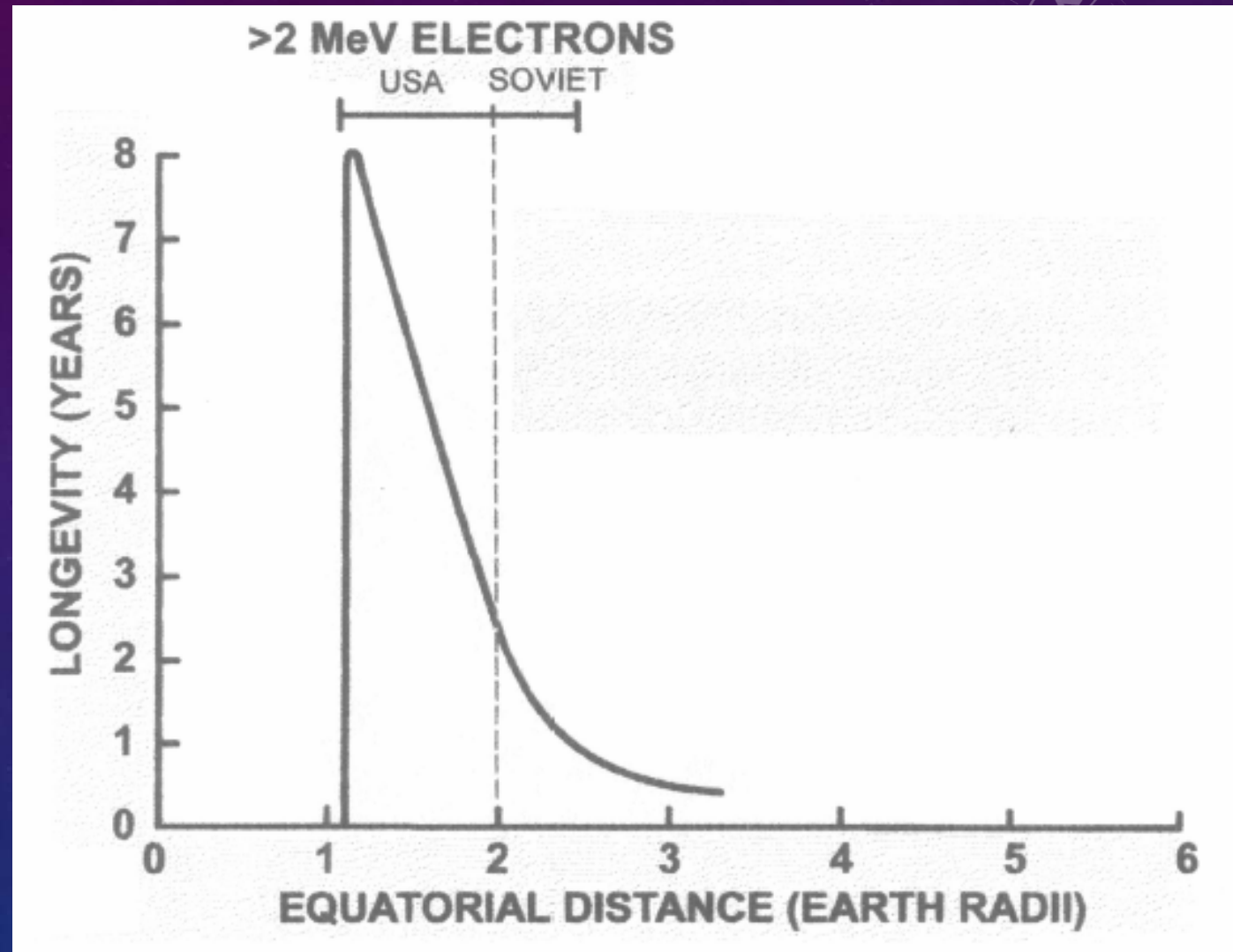
- Distribution of the fission electrons from these two tests in magnetic space.



Schematic of the distribution of fission electrons from the STARFISH and Soviet tests in magnetic coordinates

STARFISH VS. SOVIETS

- Average apparent lifetimes of the $E > 2$ MeV electrons from the STARFISH and Soviet experiments.



Comparison of the average lifetimes of >2 MeV electrons for the STARFISH and Soviet tests

CONCLUSIONS

- Difficult to draw final conclusions from only two isolated tests.
- The data suggest that
 - Longevity is maximum at low L values (years)
 - Decreases rapidly towards the slot region
 - Settles into weeks and months thereafter

REFERENCES

- Beall DS, Bostrom CO, and Williams DJ. “Structure and decay of the Starfish radiation belt”, October 1963 to December 1965, *J. Geophys. Res.*, 72, 3403-3424, 1967.
- Bostrom CO, Beall DS, and Armstrong JC. “Time history of the inner radiation zone”, October 1963 to December 1968, *J. Geophys. Res.*, 75, 1246-1256, 1970.
- Brown SL. “Observations of the artificial radiation belts” From Radiation Trapped in the Earth’s Magnetic Field, Astrophysics and Space Science Library, v 5. D. Reidel, Dordrecht, Holland, 1966.
- Vav Allen JA. “Spatial distribution and time decay of the intensities of geomagnetically trapped electrons from the high altitude nuclear burst of July 1962. From Radiation Trapped in the Earth’s Magnetic Field, Astrophysics and Space Science Library, v 5. D. Reidel, Dordrecht, Holland, 1966.
- Stassinopoulos EG and Verzarin P. “General Formula for Decay of Starfish Electrons”, *J. Geophys. Res.*, 76 1841-1844, 1971.
- Teague MJ and Stassinopoulos EG. “A Model of the Starfish Flux in the Inner Radiation Zone”, NASA/GSFC, X-601-72-487, December 1972.